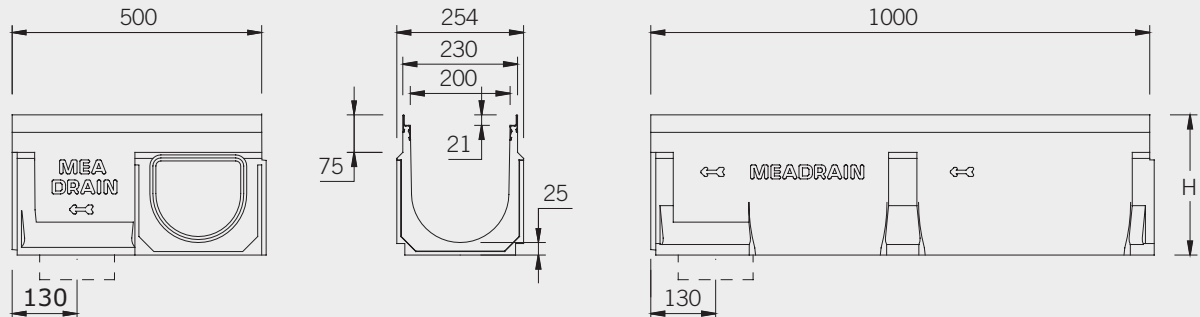


# MEADRAIN® Supreme System Z 2000

## Technical data



## Material properties

### Channel body

- ◆ Polymer concrete based on polyester resin
- ◆ Compression resistance:  $\geq 90 \text{ N/mm}^2$
- ◆ Flexural strength:  $\geq 22 \text{ N/mm}^2$
- ◆ Water absorption: less than 0,05%
- ◆ Density: 2,1 - 2,3  $\text{kg/dm}^3$
- ◆ Modulus of elasticity: 25-35  $\text{kN/mm}^2$
- ◆ Water penetration level: 0 mm
- ◆ Material structure: capillary free

### Edge protection

- ◆ Galvanised steel: DX 51 D 275 NA to EN10142

### Grating

- ◆ Mesh grating: galvanised steel

## Description and sizes

- ◆ Drainage channel made of polymer concrete with sealable channel groove
- ◆ Integrated galvanised steel edge protection
- ◆ Connection facility for vertical discharge  $\varnothing 160$  in 500 mm length and 1000 mm length
- ◆ Interlocking joint system for an exact fitting of the channels
- ◆ Suitable for installation of MEADRAIN Top 2000 standard grating covers with standard locking mechanisms
- ◆ Fall type: stepped fall, without fall
- ◆ Loading classes: A15- C250 to EN 1433
- ◆ Total height: 280 mm - 380 mm (see table)
- ◆ Total width: 254 mm
- ◆ Length: 500 mm and 1000 mm

# Channel units overview

## Channel without fall

Product description	Length [mm]	Total height h1 [mm]	Total height h2 [mm]	Weight [kg]	Inlet sectional area ** [cm <sup>2</sup> ]	EDP Number 010...
Z 2000.0 <sup>1)</sup>	1000	280	280	34,5	420,0	154202
Z 2000.1 <sup>1)2)</sup>	500	280	280	17,3	420,0	154204
Z 2010.0 <sup>1)</sup>	1000	330	330	40,0	520,0	154206
Z 2010.1 <sup>1)2)</sup>	500	330	330	20,1	520,0	154208
Z 2020.0 <sup>1)</sup>	1000	380	380	45,5	620,0	154210
Z 2020.1 <sup>1)2)</sup>	500	380	380	22,8	620,0	154212

## Channel with stepped fall

Product description	Length [mm]	Total height h1 [mm]	Total height h2 [mm]	Weight [kg]	Inlet sectional area ** [cm <sup>2</sup> ]	EDP Number 010...
Z 2000-10	1000	280	330	36,0	520,0	154214
Z 2010-20	1000	330	380	42,0	620,0	154216

<sup>1)</sup> Connection facility for vertical discharge Ø160 or silt box / gully

<sup>2)</sup> Connection facility for corner and cross junction connection

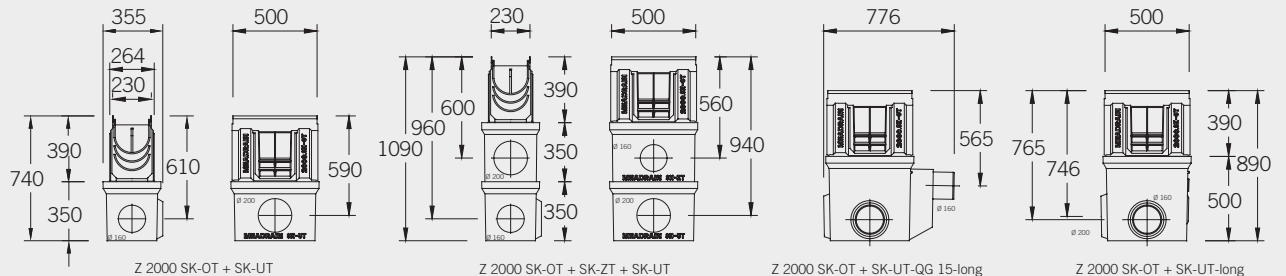
\*\* Cross section area from the grating surface to the invert of the channel

## Gully unit overview

Product description	Description	Length [mm]	Total height h [mm]	Weight [kg]	EDP Number 010...
Z 2000 SK-OT	Upper gully section for channel Z 2000. Pre-formed knockouts for deeper channel heights	500	430	27,0	154242
SK-ZT	Middle gully section to increase total height	524	350	22,0	154709
SK-UT-short	Lower gully short section with preformed knockouts for connectors Ø 160 1) / 200	524	310	24,0	154711
SK-UT-long	Lower gully long section with preformed knockouts for connectors Ø 160 1) / 200	524	460	33,6	154719

<sup>1)</sup> Waterproof connection when used in combination with Ø 160 lip sealing ring.

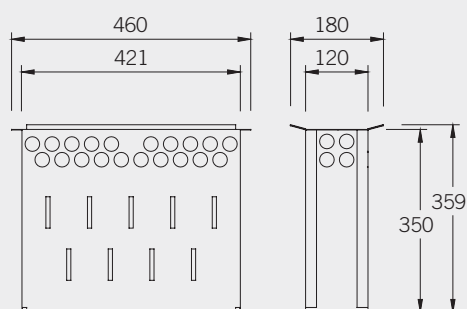
## Silt box made of polymer concrete Z 2000.EK



### Description and sizes

- ◆ Multipart execution with various combinations of upper, intermediate and lower parts.
- ◆ Integrated galvanised steel edge protection
- ◆ Galvanised sediment bucket available as accessory
- ◆ Suitable for installation of MEADRAIN Top 2000 standard grating covers
- ◆ Open connection on both sides for the 2000 channel types.
- ◆ Pre-formed knockouts for making the perfect connection to the channel types 2010 and 2020.
- ◆ Connection facility for outlet connector  $\varnothing$  160 and  $\varnothing$  200

### Sediment bucket for Gully Z 2000.SK-S

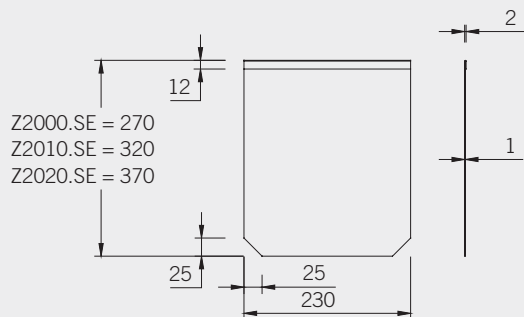


### Description and sizes

- ◆ Optimal slot design for better discharge rates
- ◆ Material: galvanised steel DX 51 D 275 NA to EN 10142

◆ EDP Number:	010154717	◆ Total length:	460 mm
◆ Total height:	359 mm	◆ Weight:	2,5 kg
◆ Total width:	180 mm		

# End caps for channel start and channel end Z 2000.SE

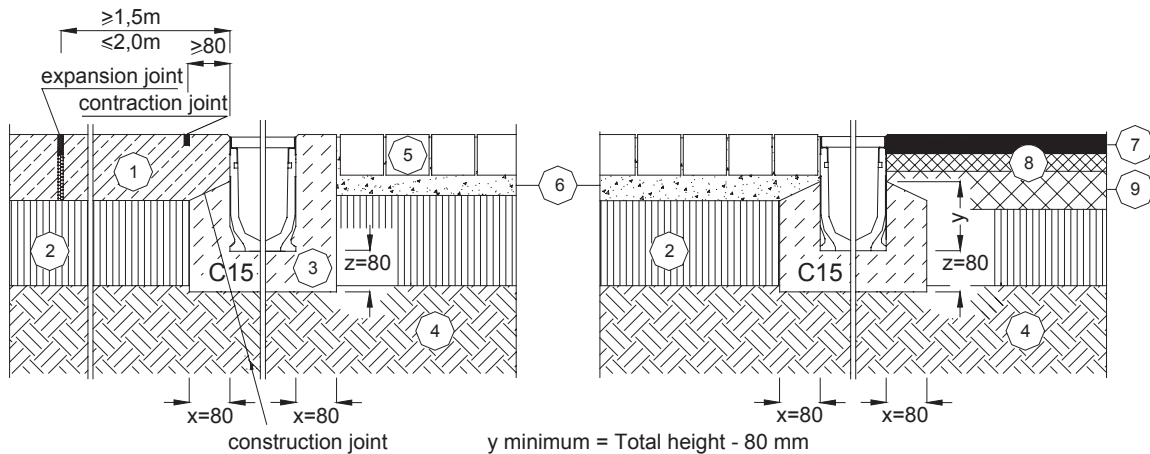


## Description and sizes

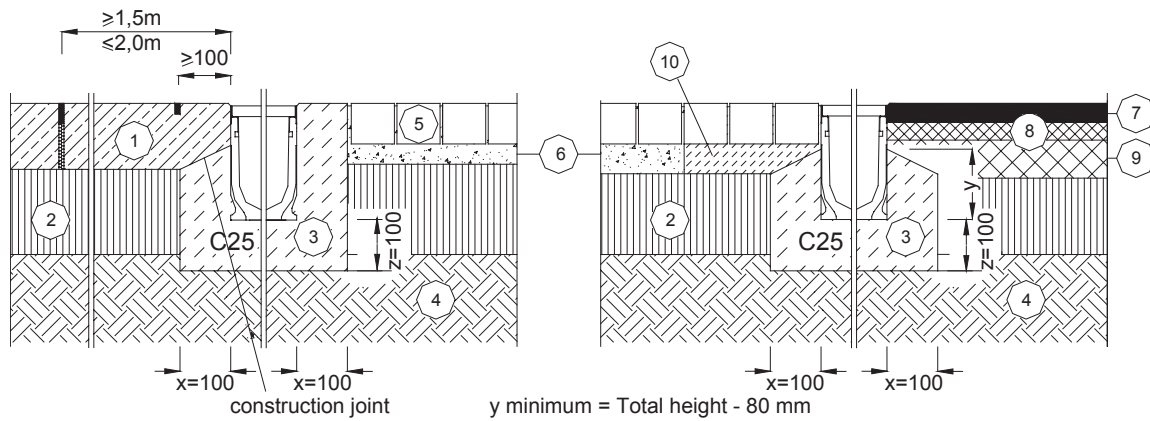
◆ Material                      galvanised steel

◆ EDP Number:	010154217	010154218	010154219
◆ Total height:	270 mm	320 mm	370 mm
◆ Total width:	230 mm	230 mm	230 mm
◆ Weight:	1,0 kg	1,2 kg	1,4 kg

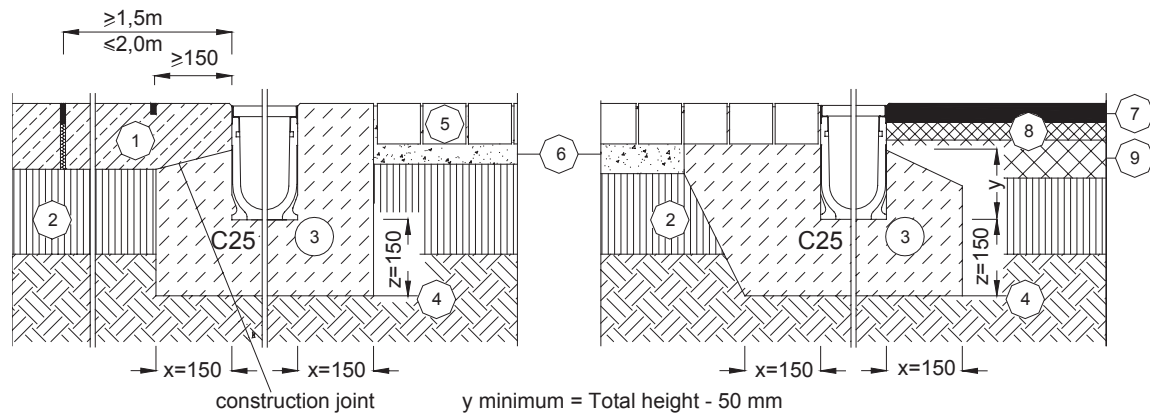
## Supreme Loading class A 15



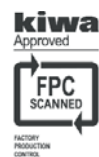
## Supreme Loading class B 125



## Supreme Loading class C 250



- |                   |                          |
|-------------------|--------------------------|
| ① Concrete        | ⑥ Sand layer             |
| ② Sub-base        | ⑦ Asphalt                |
| ③ Concrete haunch | ⑧ Base course            |
| ④ Earth           | ⑨ Bituminous base course |
| ⑤ Block paving    | ⑩ Mortar                 |



ME A Polymer Beton B.V.  
 HydroH2o  
 P.O. Box 533  
 3207 Port Melbourne  
 Australia  
 tel: (+61) 3 9673 1818  
 fax: (+61) 3 9673 1800  
 info@hydroh2o.com.au  
 www.hydroh2o.com.au

The adjacent surfaces to the channels are to be constructed in such a way that no horizontal forces affect the channel items. Please allow for an overbuild of 3-5mm above the grating surface.